

# « The sources of discord » : carbon accounting

## Main global sources (individual perspective)

Heating (gas) : 3t

Electricity : 0.13t (France)

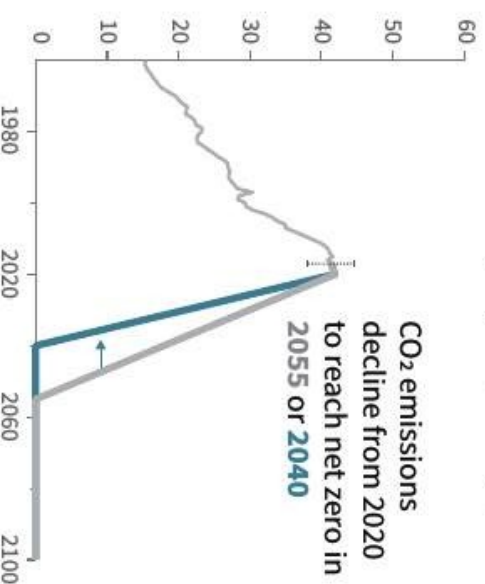
Car : 1.9t (14 000 km)

	Vos émissions	Moyenne nationale
Consommation	1,63 t	2,1 t
Alimentation	2,47 t	3 t
Transport aérien	2,23 t	0,5 t
Transport public	0,02 t	0,06 t
Transport privé	0,00 t	1,6 t
Électricité	0,05 t	0,05 t
Chauffage	1,34 t	1,7 t
Consommation publique	1,2 t	1,2 t
> Total	8,94 t	10,2 t

## The +1.5° target (Paris 2015 agreement) : 10t => 1.3t

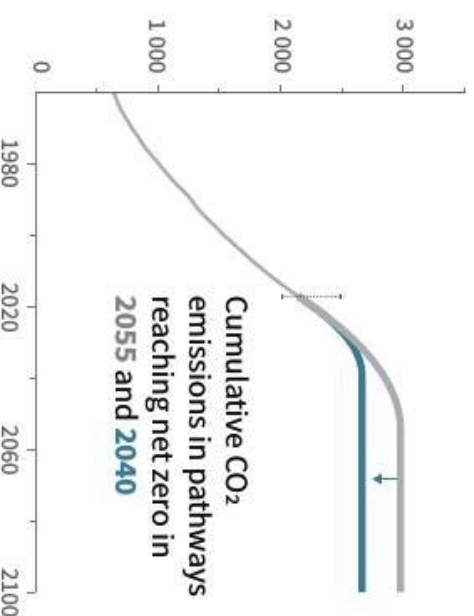
b) Stylized net global CO<sub>2</sub> emission pathways

Billion tonnes CO<sub>2</sub> per year (GtCO<sub>2</sub>/yr)



c) Cumulative net CO<sub>2</sub> emissions

Billion tonnes CO<sub>2</sub> (GtCO<sub>2</sub>)



# « Fly me to the moon »

**Accounting for burning fuel** : what matters is the number of kms round trip from Paris

Toulouse : 0.165t

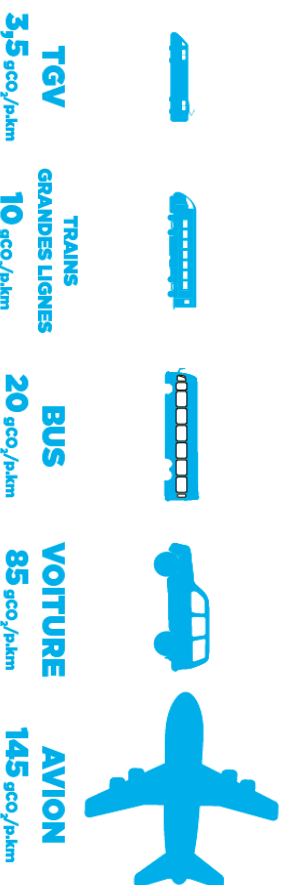
Athens : 0.350t

Moscow : 0.5t

New-York : 1.4t

Los Angeles : 1.7t

Buenos Aires : 2.1t



Possible factor 2 due to other effects. About 5% of global world emission.

## Boycotting planes ? an example of socio-economic blockade

- very competitive sector that survived thanks to low-cost development and globalization
- Lots of employment, subsidised by states, used by decision-makers, essential in globalisation and tourism, impact in GDP growth

[Kill a jewel of occidental industry and economy?](#)